




May 2019 Activity Calendar



Sunday	Monday	Tuesday	Wednesday	Thursday	Friday	Saturday
			1 Stretch-n-Grow	2	3 Share Day Computer	4
5	6 Musikgarten	7 Tabby Cat Graduation Practice Musikgarten	8 Stretch-n-Grow	9	10 Share Day Computer	11
12 	13 Musikgarten	14 Tabby Cat Graduation Practice	15 Stretch-n-Grow	16	17 Share Day Computer	18
19	20 Musikgarten	21 Tabby Cat Graduation Practice	22 Stretch-n-Grow	23 Water Safety Program	24 Share Day Computer	25
26	27  Happy Memorial Day!	28 Tabby Cat Graduation Practice	29	30	31 Share Day	
<div style="border: 1px solid black; padding: 5px; width: fit-content; margin: 0 auto;"> Trike-A-Thon Activities </div>						




May 2019

Toddler Activity Calendar




Sunday	Monday	Tuesday	Wednesday	Thursday	Friday	Saturday
			1 Kiss Me Tulips	2 Fern Gully	3 Leaf'n Around	4
5	6 Trip To Mexico	7 Explore With Me	8 Blue Berry Bubbles	9 Jack & The Beanstalk	10 Mother's Day Flowers	11
12 	13 Strawberry Shortcake	14 Baby Mine	15 Moo!	16 Zebra Stripes	17 Ducklings	18
19	20 How Tall?	21 High Five	22 BIG FOOT	23 Leap Frog	24 Outline	25
26	27  Happy Memorial Day!	28 Wheels On The Bus	29 She Thinks My Tractor Is Cool	30 Choo Choo!	31 Road Trip	



POOH CORNER MENU

May 2019



Sunday	Monday	Tuesday	Wednesday	Thursday	Friday	Saturday
			1 AM: Bagels w/Orange Juice LUNCH: Chili Rice Mixed Fruit PM: Graham Crackers w/Milk	2 AM: Teddy Grahams w/Milk LUNCH: Ham & Cheese Sandwich Green Beans Pears PM: Granola Bars w/Milk	3 AM: Oatmeal w/Milk LUNCH: Beans & Franks Hushpuppies Peaches PM: Brownies w/Milk	4
Milk is served with all lunches.						
5	6 AM: Finger Cereal w/Apple Juice LUNCH: Mac & Cheese Green Beans Pineapples PM: Wheat Thins w/Grape Juice	7 AM: Banana Bread w/Milk LUNCH: Pizza Salad Pears PM: Cheese & Crackers w/Lemonade	8 AM: Raisin Bread w/Orange Juice LUNCH: Mini Corn Dogs Baked Beans Apple Wedges PM: Oatmeal Cookies w/Milk	9 AM: Fig Newtons w/Milk LUNCH: Chicken Alfredo w/Broccoli Mixed Fruit PM: Cheez Itz w/Grape Juice	10 AM: Pastry Krisp w/Milk LUNCH: Bologna Sandwich Corn Peaches PM: Buttered Noodles w/Milk	11
12 	13 AM: Cereal in Milk LUNCH: Grilled Cheese Sandwich Mixed Vegetables Pineapples PM: Snack Mix w/Apple Juice	14 AM: Pancakes w/Apple Juice LUNCH: Fish Sticks Pasta Salad Peaches PM: Butter Cookies w/Milk	15 AM: Jelly Toast w/Milk LUNCH: Hamburger Helper Peas Mixed Fruit PM: Goldfish w/Grape Juice	16 AM: Nutri Grain Bars w/Milk LUNCH: Chicken Tenders Peas & Carrots Pears PM: Chocolate Chip Muffin w/Milk	17 AM: Tater Tots w/Orange Juice LUNCH: Sloppy Joes Corn Applesauce PM: Jello w/Fruit & Milk	18
19	20 AM: Animal Crackers w/Milk LUNCH: Turkey Sandwich Diced Carrots Mixed Fruit PM: Ginger Snaps w/Milk	21 AM: Cheese Toast w/Apple Juice LUNCH: Tuna Salad w/Bread Broccoli w/Sauce Pineapples PM: Wildberry Muffin w/Milk	22 AM: Strawberry Muffin w/Milk LUNCH: Hamburger w/Bun French Fries Apple Wedges PM: Vanilla Wafers w/Milk	23 AM: Pop Tart w/Milk LUNCH: Beef Stew Crackers Oranges PM: Chex Mix w/Grape Juice	24 AM: Cinnamon Rolls w/Milk LUNCH: Chicken Quesadilla Salad Pears PM: Rice Krispie Treats w/Milk	25
26	27  Happy Memorial Day!	28 AM: Waffles w/Orange Juice LUNCH: Chicken Nuggets w/Crackers Corn Peaches PM: Lemon Poppyseed Muffin w/Milk	29 AM: Butter Biscuit w/Milk LUNCH: Steak Nuggets Mashed Potatoes Pears Bread PM: Trail Mix w/Milk	30 AM: Rice Cakes w/Milk LUNCH: BBQ Sandwich Yams Applesauce PM: Garlic Bread w/Apple Juice	31 AM: French Toast w/Orange Juice LUNCH: Hot Dogs w/Bun Baked Beans Mixed Fruit PM: Carrot Cake w/Milk	



POOH CORNER NEWS

May 2019



MAY BIRTHDAYS

Caroline Diep – 4th
Raylan Raines – 4th
Levi Bari – 5th
Logan Duck – 6th
Wyatt Bowers – 11th
Dustin Blizzard – 13th
Ms. Sharon – 16th
Jaeden Robinson – 23rd



Have a HAPPY, HAPPY birthday!

NEW WEBSITE

We are putting the final touches on a new website. We are looking forward to it being up and ready by May 15th. It will have the same type of information (and more) as our current website but it should be more user friendly. We try to maintain any forms you may need on the website as well: physical forms, medicine permission slips, sunscreen, enrollment forms, newsletters, etc. Let us know what you think!

REMINDERS

Summer is almost here! We are working on the summer activity schedule now. We have reached out to the Patrick Henry YMCA about doing swimming lessons again this summer. When we get more information on this, we will definitely let you know.

Mother's Day is just around the corner! We hope all our special Mothers and Grandmothers have a very special and HAPPY Mother's Day!

Pooh Corner will be closed on May 27th for the Memorial Day holiday! Have a safe and happy holiday!



SKIN PRODUCTS

Please be sure to send in sunscreen and/or insect repellent if you want your child to have these products applied at Pooh Corner. We must have signed permission forms for these products to be applied here. We keep these forms on the shelf at the office. These forms can give "long term" permission for applications throughout the summer but the forms **MUST** have the specific name of the product being used. If you decide to change the product, you must complete a new form.

SCHOOL AGE REPORT

Now that Spring Break has come and gone, we are counting down the days until the last day of the school year! Good luck to everyone taking SOL tests this month. Please let us know if there is anything we can do to help prepare. We had fun during April playing group games, making butterflies and flowers, dying eggs and visiting Meadow Farm park. The Easter egg hunt was a lot of fun too. Please remember to let us know what services you will be needing for the summer and fall. We will be welcoming back some friends from last summer and we need an accurate count to plan transportation for trips. The full time weekly school age rate for summer will be \$155.00 per week. The activity fee for the summer will be \$125.00. We are looking forward to a busy and fun summer. It will be here before you know it!



Have a wonderful Mother's Day and a happy Memorial Day!


PRESCHOOL REPORT

It is hard to believe that we are entering the last full month of the school year! The Tabby Cats have been practicing hard for Graduation and will continue to practice on Tuesdays in May. Graduation is set for June 7th in the evening. You will receive more information as the date approaches. We will be having our annual Trike a thon to support St. Jude's Children's Hospital on May 31st. The children will learn bike safety rules during the week and will bring their trikes/bikes on Friday. You will receive a sponsor sheet and a permission slip as the date approaches. We will have a water safety program put on by the Goldfish swim school on May 23rd to get us ready for the summer. Our extra curricular activities continue in May on the regular schedule. Mrs. Coburn will come for music on Monday and Tuesday the first week to make up for Memorial Day. We will not have Stretch-n-grow on the 29th. We will not have Computer on the 31st. Share day continues each Friday. The themes for May are: Flowers, plant parts, gardening, vegetables, strawberries, babies (animals and people), measurement, Cinco de Mayo, Mother's Day, Memorial Day and Trike a thon. The letters for the month are X, Y and Z and the character of the month is Froggy. Happy Mother's Day and have a safe Memorial Day.

LETTERS FROM THE TEACHERS

◆ Bunny Rabbit Class

Dear Parents,
The month of April came and went so fast, but we enjoyed it with Easter and Earth Day. We have 3 children to welcome to the Bunny Rabbit class. We are happy to have Abigail, Charlie and Jayse join us in the Bunny Rabbit class. It's such a joy to have them in class. We started the month of April off with Insects and the letter "U". We did a booklet called "Who's Under the Umbrella?" We did a Weekly Reader called "I Spy a Butterfly." We finger painted a butterfly and made a butterfly collage. We did a letter "U" activity and went outside to look at different insects and butterflies. We also talked about the different parts of a butterfly. The next week we talked about the Wild West and the letter V. We made a vest and a vase for the letter V. We finger painted a cowboy boot and made a



handprint horse. We did a booklet called How to make a valentine vest. The third week we talked about Our Earth and Easter. We made a bunny mask, designed our own Easter Bunny and made watercolor Easter eggs. We had an Easter egg hunt that was awesome and we got to dye some eggs to take home and share with our parents. We designed our own Easter Bunny. The fourth week we talked about the letter W, Earth Day and Arbor Day. We finger painted the Earth and did a Weekly Reader called "The Best Thing On Earth". We did a letter "W" activity sheet that helped us trace the letter "W". We did 2 booklets, one was called "Walrus" and the other was "What's In Your Wagon". We made a paper plate watermelon and learned that W is for weather. We ended the month with Worms and Snails. We made watercolor worms and made tissue paper snails. Please check your child's cubby daily. With the weather changing please bring in sunscreen for your child and extra seasonal clothes.

Sincerely,
Miss Anissa

◆ Teddy Bear Class

Dear Parents,
I am so happy to be back with the Teddy Bears! The first week the Teddy Bears learned about insects and kites. They made caterpillars using the letters of their names, so each caterpillar had its own unique shape and length. Then we read the book The Very Hungry Caterpillar. The second week they learned about the letter "U" and cowboys. We made umbrellas, hot air balloons, did a cowboy's round up booklet and made a cowboy boot. The third week we learned about the letter "V" and learned some words that start with the letter "V". We did color matching with the Pound Puppies, made a beautiful vase with flowers and decorated our bags for our Easter Egg hunt on the 18th. The fourth week we talked about Earth Day and Arbor Day. We talked about how we can make our Earth a better place by picking up trash off the ground and throwing our trash away when we are done. We talked about recycling things and how that can help the Earth. We used a box, a marble, blue and green paint to paint a picture of the Earth. We did a spelling tree for Arbor Day that spelled out our names with the



trunk of the tree and used green paint to finger paint the tree leaves. I can't wait to see what May has in store for us.

Sincerely,
Ms. Christy

◆ Pound Puppy Class

Dear Parents,

We had such a wonderful April in the Pound Puppy Classroom!

We've been practicing phone numbers and street names



several times a week, and about half of us can recite our phone numbers by memory! We will continue to practice these, and hopefully we'll learn even more of our addresses next month. Our featured letters of the month were U, V, and W. For each letter we traced, wrote our own, listed words that start with the letter, and made a book highlighting that letter. Our author of the month was Eric Carle, and our favorite of his books that we read was Slowly, Slowly, Slowly Said the Sloth. During the first week of April we talked about bugs and insects. We started with insect facts; ask your child how many legs an insect has! Our Weekly Reader was about butterflies and talked about wings, eyes, antennae, legs, and proboscis. We also learned a very big word that means *change*: metamorphosis! Some other activities for the week include Bug Bingo, bug number puzzles, insect patterns, and fingerprint bugs. Week two was about the Wild West. We traced numbers 1-10 on cowboy-themed worksheets. We also followed directions very well to cut out and glue cowboy hats above, below, beside, between, and on different pictures. Our last activity of the week was a paper cactus, but with glitter instead of spikes! The following week was all about Easter. We did a wonderful job on a color-by-shape Easter egg, which we proudly displayed in our classroom! We also did a color matching activity with jelly beans, a color-by-number, and an Easter book. Our favorite part of the week was our Easter egg hunt, with Easter egg dyeing coming in a close second place. I was very proud to see the children working together to find eggs and showing kindness to each other! There were two special days to celebrate the following week: Earth Day and Arbor Day. We talked about how important it is to take care of our planet, and how planting trees can help keep our air fresh and clean. We read two Dr. Seuss


books that talk about taking care of the planet and each other: Horton Hears a Who and The Lorax. Our Weekly Reader taught us how to be an Earth Day superhero by making sure we put our trash in the proper place instead of littering. Other activities for the week included Earth Day books, Coffee Filter Earths, and Arbor Day posters. We ended the month by talking about worms, bees, and other bugs that help plants grow. Looking forward to a delightful May!

Sincerely,
Ms. Jessica

◆ Bumble Bee Class

Dear Parents,

Hello! I hope you and your family enjoyed a very lovely Easter. I certainly appreciated the nice weather temperatures. The




Bumble Bees accomplished quite a bit in the month of April. Our selected themes for the Bumble Bees were Worms and Snails, Bumblebees and Ladybugs, Caterpillars and Butterflies, Easter and Earth Day. Our letters for this month were U, V and W. We began with a Worms and Snails theme. Our activities for the week were "Worms and Snails" and Marvelous Mud". The featured book of the week was "Wiggling Worms at Work". "Umpire" and "Umbrella" were our activity sheets for letter and sound recognition for the week. The highlight of the week was the Dirt Cups as our food activity and Pajamas Day as a combined center event. The Dirt Cups and PJ day were indeed a big hit!!! The following week was the Bumblebees and the Ladybugs theme. The featured Weekly Reader, "Hello, Little Ladybug", kicked off our unit on Insects. Our selected activities were the following: Vv for Vulture, Bumblebee and Hive, a listening activity on "Insects", Tracing Vv, a "Lady Bug" dot to dot and "Vegetable Soup." Our selected books for the week were "The Very Lazy Ladybug, Ladybugs Red, Fiery, and Bright and The Very Hungry Caterpillar. Then, the children's focus was centered on the Easter theme. Our activities for Easter were Matching Eggs, Easter Number Trace, Connect the Dots "Easter Egg", "Easter Bunny" boy or girl, Easter Basket, and Easter Egg Hunt! Wow!!! The Bumble Bees especially enjoyed the Easter Egg hunt and dyeing the Easter eggs as the highlights of the Easter week. Finally, the Bumble Bees explored Caterpillars and Butterflies, and Earth Day. Our

activities for the week were the following: "Caterpillar to Butterfly", tracing and printing Ww, and butterflies and moths. We did two Weekly Readers – "I Spy a Butterfly" and "Be an Earth Day Superhero". Our favorite books for Easter were Five Little Bunnies Hopping on a Hill and Clifford's Happy Easter. We had a very good month and we are making progress in many areas. Be sure to question your child on what the items were in the mystery pockets for U, V and W. Thank you for all you do for your children. You are greatly appreciated. Please inform Mrs. Darlene of any updates concerning your child's address or contact number. Also feel free to grab a form for sunscreen or insect repellent so we may apply it during these spring and summer months. Thank you! Have a safe Memorial Day.

Sincerely,
Mrs. Sabrina

◆ Tabby Cat Class

Dear Parents,
April sure did fly by! We have been practicing for graduation and everyone is doing a great job. They will be more than ready by June 7th. Hopefully, everyone is now registered for kindergarten and showed the teachers what they already know. They all seemed very excited about seeing their new schools. We started the month of April with the Wild West theme. We decided what we may see on a ranch out west and practiced classification skills. We made a cowboy hat and named some of the animals we may see out west. We made a book showing these animals and all practiced reading it. The next week we studied insects. We learned the characteristics of insects and named the three body parts. We looked at real dead insects and located the parts on them. (At least the ones brave enough to hold them did!) We classified "critters" as insects or not and reviewed the parts by reading color words and coloring by the key. We then made a book reviewing the characteristics of different types of insects. We ended this week talking about helpful vs. harmful insects and made an aphid and a lady bug to eat it. We also learned the life cycle of a lady bug by reading our Let's Find Out. The next week was Easter week. We made a bunny holding a basket of eggs,



decorated bags to hold our eggs, made chicks in eggs, dyed real eggs and hunted for eggs. Everyone really enjoyed the egg hunt! The next week we concentrated on taking care of our Earth. We completed a Let's Find Out about Earth Day, practiced sorting recyclables, and completed two graphing activities about taking care of the Earth. We will continue to work on graphing. We also completed a Let's Find Out about the Earth's habitats and found a pond habitat on our trip to Meadow Farm. We brought this week to a close learning about trees and Arbor Day. We named the parts of a tree, things that are made from trees and fruits that grow on trees. We also completed a sequencing activity about planting a tree. The last two days of April we studied butterflies. We introduced the topic by completing a Let's Find Out about the parts of a butterfly. We then learned the life cycle of the butterfly and made a book reviewing it. We also made blob print butterflies and learned about symmetry. Printing continues to go very well. They complete the printing sheets so much faster now! In May we will be reading more and adding and subtracting with counters. Happy Mother's Day!

Sincerely,
Ms. Sharon


Everything Mom

How did you find the energy, Mom
To do all the things you did,
To be teacher, nurse and counselor
To me, when I was a kid.


How did you do it all, Mom,
Be a chauffeur, cook and friend,
Yet find time to be a playmate,
I just can't comprehend.

I see now it was love, Mom
That made you come whenever I'd call,
Your inexhaustible love, Mom
And I thank you for it all.

By Joanna Fuchs



INFANT AND TODDLER REPORT



INFANT TIDBITS

Chesney is very alert and is adjusting nicely to the infant room.

James is pulling up to a standing position.

Ilijah is rolling over from tummy to back. He has found his fingers and feet.

Justus is very happy and loves to smile. He is a social butterfly.

Aubrie is starting to clap her hands. She loves to smile.

Raylan loves holding on to the teachers' hands and taking steps. He is starting to say "Stop" and a few other words.

Henry is starting to pull up to a standing position. He is starting to eat baby snacks.

Zoe is starting to try some Pooh Corner foods. She is starting to pull up to a standing position.

Helen loves exploring the infant room. She loves going outside with the toddlers.

Alice loves playing with her hands and watching the mobile.

Claire is starting to try Pooh Corner food. She is also starting to pull up.

Marria is adjusting well to the infant room. She loves to visit the toddler room.

TODDLER TIME

Hello Spring! The month of April truly showered us with its beauty. Our re-cap starts with learning our letters U, V and W. We read the Ugly Duckling with the letter "U" and waddled into our birds and feathers unit. We then wiggled into "W" with earth worms and our insect unit. We explored "V" with Vincent Van Gogh and his many still life paintings of vases with flowers. We packed up and went down to the O. K. Corral with cowboys and cowgirls and made our own western hats. We learned about the historical west, deserts, cactus plants and got silly with the rodeo clowns. We dusted off our boots and hugged our beautiful Earth as we planted trees and flowers. We sang "Mr. Sun" and made his bright face to shine down on us all. Finally, we listened to "What a Wonderful World?" and made our very own globes. We are looking forward to Mother's Day and all the flowers of May. We will be paying tribute to our veterans with Memorial Day and saying a special "Thank You" to all that served.

Happy Spring! I love watching every one grow and learn!

